



# Science

## Everyday Materials

# Naming Materials



# Aim

- I can identify and name different materials.

# Success Criteria

- I can recognise different materials and identify them by a picture.
- I can match a material to its name.

# Exploring Materials



Today you are going to explore some different materials, which is very exciting!

These are the **very important** things you need to remember to **stay safe**.

- Listen to all the instructions carefully.
- Be sensible.
- Be gentle with the materials.
- Look out for any sharp edges.



# Naming Materials



wood



Photo courtesy of Kat...@flickr.com) - granted under creative commons licence – attribution

# Naming Materials

plastic



Photo courtesy of woodleywonderworks@flickr.com - granted under creative commons licence – attribution

# Naming Materials

glass



Photo courtesy of DaveBleasdale@flickr.com) - granted under creative commons licence – attribution

# Naming Materials

metal



Photo courtesy of Bart Kuik@flickr.com) - granted under creative commons licence -- attribution

# Naming Materials

water



Photo courtesy of Infomastern@flickr.com) - granted under creative commons licence – attribution


# Naming Materials

rock



Photo courtesy of stebulus@flickr.com - granted under creative commons licence - attribution

# Matching Materials



★ ★

## Labelling Materials

○ ○ ○

Match the label to the same material.

plastic







metal

glass



wood

rock

water

Photos courtesy of Infomation, DavidHassell, wooddepotworks, stebuta, Colyns and Bart Kuis (@flickr) - granted under creative commons licence - attribution


Science | Year 11 Everyday Materials | Labelling Materials | Lesson 1


★ ★ ★


## Labelling Materials


○ ○ ○


Write the name of the material shown in the picture. Use the words at the bottom to help you.














glass



plastic

metal

wood

rock

water

Science | Year 11 Everyday Materials | Labelling Materials | Lesson 1

# Keywords



Can you think of three words to describe your material?



# Aim



- I can identify and name different materials.

# Success Criteria

- I can recognise different materials and identify them by a picture.
- I can match a material to its name.

