









Anglo-Saxons and Scots: Artefacts and Culture

<p>Aim: Understand how our knowledge of the past is constructed from a range of sources and that different versions of past events may exist, giving some reasons for this by examining and learning about Anglo-Saxon artefacts and deducing what they can teach us about Anglo-Saxon culture.</p> <p>I can analyse and describe Anglo-Saxon artefacts and explain what they can teach us about Anglo-Saxon culture.</p>	<p>Success Criteria: I can draw and annotate a picture of an Anglo-Saxon artefact. I can explain what different artefacts teach us about Anglo-Saxon culture.</p> <p>Key/New Words: artefact, excavation, archaeology, historian, sources, evidence, interpretation</p>	<p>Resources: Lesson Pack Information books and/or access to the internet for research National Trust website Sutton Hoo website</p> <p>Preparation: Anglo-Saxon Artefacts Posters - class set Historian Questions Activity Sheet - 1 per pair Examining Artefacts Activity Sheet and Sutton Hoo Investigation Activity Sheet as required</p>
--	---	---

Prior Learning: It would be helpful if the children have some knowledge of Roman Britain.

Learning Sequence

	<p>Digging up the Past: In groups children discuss the following questions: What do we mean by the term 'digging up the past'? Is it important to know what happened in times before we were even born? What can 'digging up the past' teach us? What is archaeology? Who is a historian? Allow time for groups to feedback their responses to the rest of the class. Discuss points raised and address any misconceptions.</p>	
	<p>Anglo-Saxon Finds: Read the information on the Lesson Presentation clarifying the importance of finding out about and understanding Anglo-Saxon history. Allow children the opportunity to offer further reasons if they are able.</p>	
	<p>Being Historians: Present the information on this and the following slides allowing children in pairs to look at and answer the questions about the artefacts shown. Children can refer to the Historian Questions Activity Sheet to remind them of the questions they need to consider. Ask some pairs to feedback after each slide and annotate the Anglo-Saxon Artefacts Posters with relevant information. These could be used for display. (The Artefacts Information Sheet provides some basic background information about each artefact on the Lesson Presentation and on the Examining Artefacts Activity Sheet) Look for children who are able to analyse the artefacts carefully and can provide a sensible, reasoned explanation of why they came to their conclusions. Ask children why some of their interpretations differ. Who is right? Who is wrong? Tell the children that historians can also have different interpretations of the same evidence and sometimes form different conclusions about what objects were used for or what they tell us about life in the past. In history we are constantly learning, examining new sources of evidence as they become available and changing our conclusions accordingly.</p>	
	<p>Examining Artefacts: Allow time for children to present their work, explaining what they know about the objects and what they teach us about Anglo-Saxon culture. Look for children who are able to explain both what the object is and what it teaches us about Anglo-Saxon culture.</p> <div> <div data-bbox="215 1444 295 1523">★</div> <div data-bbox="311 1444 590 1646">Children draw and annotate one of the Anglo-Saxon artefacts from the Lesson Presentation using the class notes and their own ideas to help them.</div> <div data-bbox="614 1444 694 1523">★★</div> <div data-bbox="710 1444 989 1780">Children draw one of the artefacts presented to them on the Examining Artefacts Activity Sheet. They annotate the drawing with their own ideas using the Historian Questions Activity Sheet prompts, then they research for additional information.</div> <div data-bbox="1013 1444 1093 1523">★★★</div> <div data-bbox="1109 1444 1388 1758">Children research Sutton Hoo (an Anglo-Saxon...). They create a poster or information leaflet to explain what they find. Use Sutton Hoo Investigation Activity Sheet. (The Anglo-Saxons History eBook has information on Sutton Hoo)</div> </div>	

Taskit

Playit: Can you help archaeologist Basil Brown uncover the treasures buried at Sutton Hoo by playing this [online game](#)?

Reportit: Can you write a newspaper report about a new Anglo-Saxon artefact that has been found? You should say where the object was found, what it is, when it dates back to and what it teaches us about Anglo-Saxon culture. The artefact could be one you already know about or one of your own that you make up.

Craftit: Can you craft your own Anglo-Saxon artefact? You could use clay or modelling dough to make a pot vase, card and craft materials to make a weapon or helmet or maybe an item of jewellery using beads and gold foil. Try to make your item look as authentic as possible. You could even start a class museum of Anglo-Saxon artefacts!